

MS-94 series – Lightweight Linear Potentiometers



Manufactured in UK

- **Rugged Construction**
- **Compact Design**
- **Sealed to IP67**
- **Long Life**
- **Excellent Linearity**
- **High Operating Temperature**



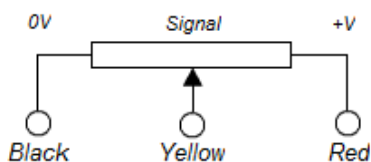
The MS-94 series of linear potentiometers are designed to withstand the harsh environments of motorsport, testing and industrial applications. Using proven 'Conductive Plastic' technology, the sensors offer high performance and reliability at operational temperatures up to +175°C

The small and lightweight, 9.4mm diameter MS-94 is available with stroke lengths up to 175mm, flange mount and sealing up to IP67.

Specifications

Technology	Conductive plastic
Stroke lengths	12.5mm – 175mm
Resolution	Essentially infinite
Max. Supply Voltage	40VDC
Output Signal	Potentiometer (voltage divider)
Recommended Wiper Current	<10µA
Independent Linearity	≤0.5%
Repeatability	≤0.01mm
Operational Speed	10m/s max
Electrical & Mechanical Life	>25 million operations (depending on installation and environmental conditions)
Housing Material	Aluminium
Shaft Material	Stainless steel
Sealing	IP54 (felt) ; IP65 (2 x Viton O ring) ; IP67 (PTFE U spring, Viton O ring)
Operating Temperature	-40°C - +150°C (short term +175°C)

Electrical Connection

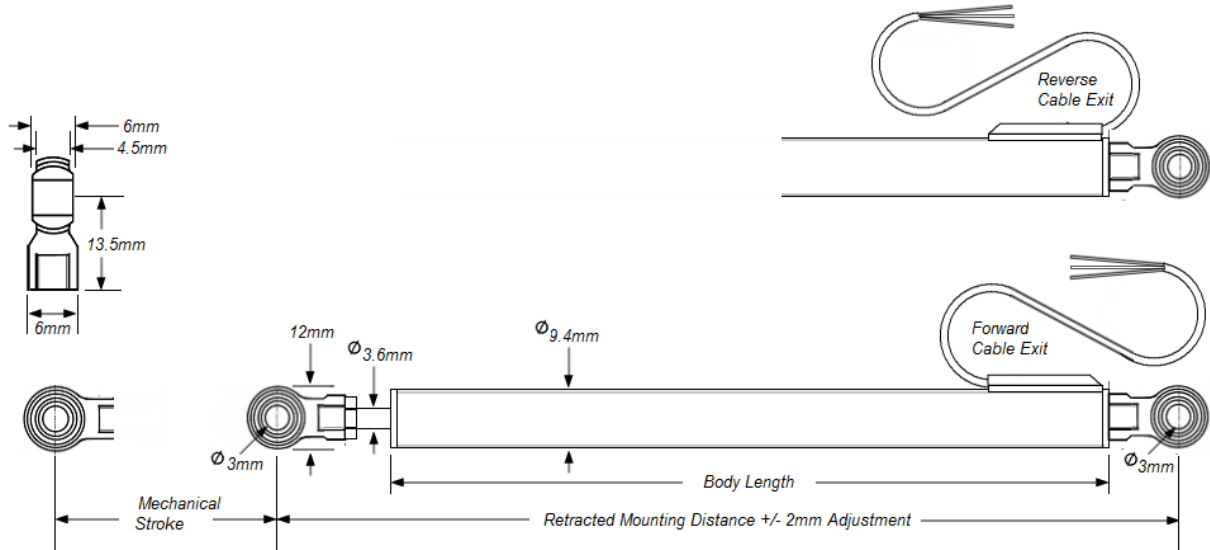


Wiring	+Ve Supply	0V Supply (GND)	Signal
Single Output	RED	BLACK	YELLOW
Cable Type	3 wire Raychem 55A, 26AWG, FDR 25 sleeve		
Cable Length	Approximately 500mm		
Output Signal	Output signal may be reversed by swapping connections to the Red & Black wires. DO NOT connect +Ve Supply to the Yellow wire, as this will cause damage to the sensor element.		

MS-94 series – Lightweight Linear Potentiometers

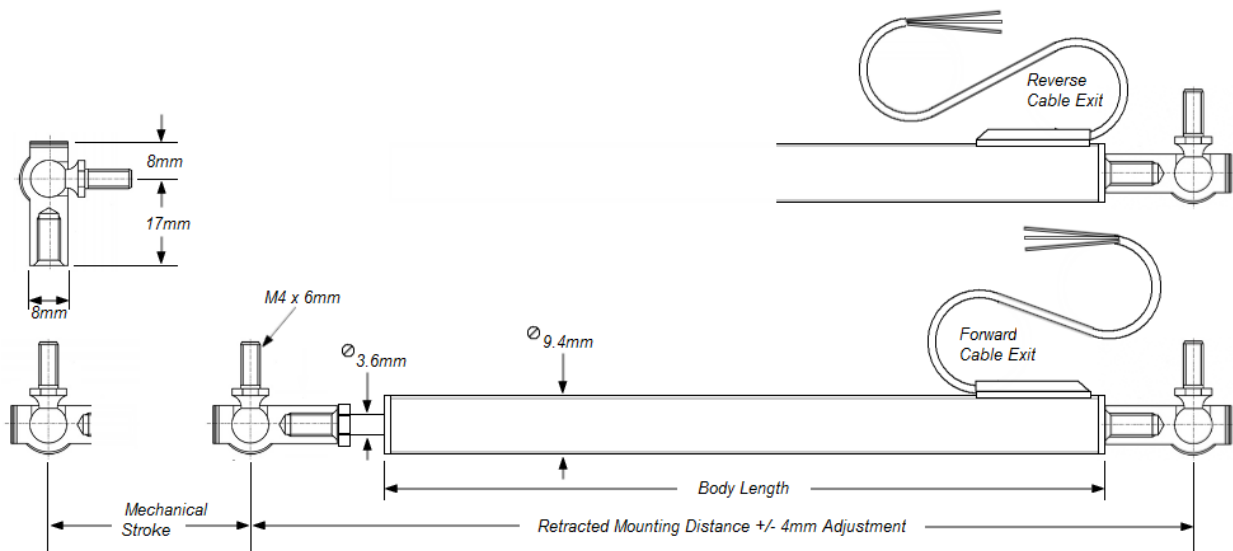
MS-94M-

Electrical Stroke (mm)	12.5	25	50	75	100	125	150	175
Retracted Mounting Distance (mm)	86	98	123	148	179	204	229	254
Min. Mechanical Stroke (mm)	14.5	27	52	77	102	127	152	177
Body Length (mm)	53	66	91	116	147	172	197	222
Approx. Weight Without Cable (g)	15	17	21	25	29	33	37	41
Resistance (K Ω +/-20%)	0.8	1.7	3.4	5	6.7	8.4	10	11.7
Mechanical Fixing	Rod End Bearings \varnothing 3mm							



MS-94P-

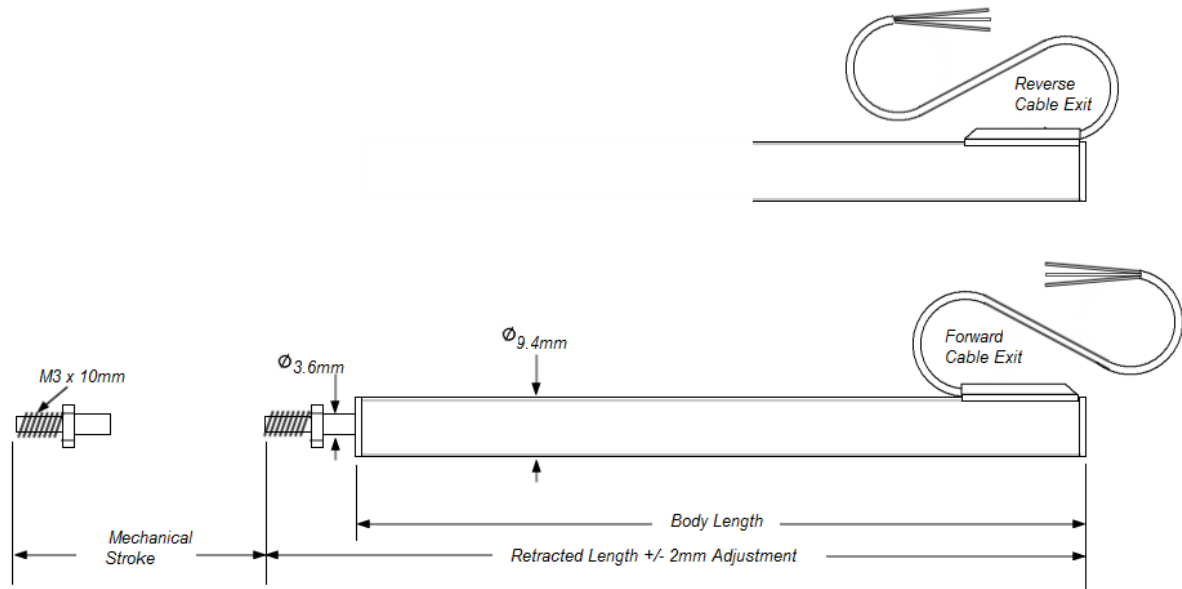
Electrical Stroke (mm)	12.5	25	50	75	100	125	150	175
Retracted Mounting Distance (mm)	98	110	135	160	191	216	241	266
Min. Mechanical Stroke (mm)	14.5	27	52	77	102	127	152	177
Body Length (mm)	53	66	91	116	147	172	197	222
Approx. Weight Without Cable (g)	19	21	25	29	33	37	41	45
Resistance (K Ω +/-20%)	0.8	1.7	3.4	5	6.7	8.4	10	11.7
Mechanical Fixing	Pop Joints M4 x 6mm							



MS-94 series – Lightweight Linear Potentiometers

MS-94A-

Electrical Stroke (mm)	12.5	25	50	75	100	125	150	175
Retracted Length (mm)	64.5	77.5	102.5	127.5	158.5	183.5	208.5	233.5
Min. Mechanical Stroke (mm)	14.5	27	52	77	102	127	152	177
Body Length (mm)	53	66	91	116	147	172	197	222
Approx. Weight Without Cable (g)	11	13	17	21	25	29	33	37
Resistance (K Ω \pm 20%)	0.8	1.7	3.4	5	6.7	8.4	10	11.7



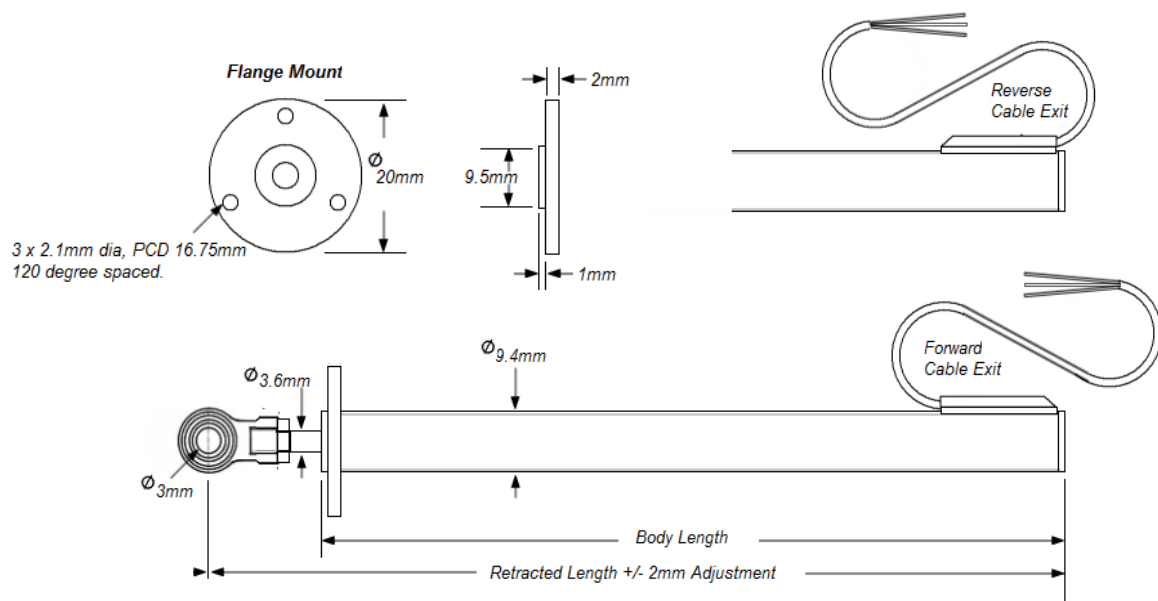
Flange Mount

Compatible with MS-94M, 94P and 94A – Refer to model for specifications, except below:

Rod End Bearing (MS-94M) or Pop Joint (MS-94P) is removed from the rear of the sensor

Retracted Length (mm) = Retracted Mounting Distance -13.5mm (MS-94M) , -17mm (MS-94P)

Body Length (mm) = +2mm to all models



MS-94 series – Lightweight Linear Potentiometers

Ordering Information

Please use the chart below to construct your product code...

Sample Product Code: MS – 94M – 150 – 67 – F – 000

Series	MS - 94
Mounting	
M = Rod End Bearings	
P = Pop Joints	
A = No Fixings	
Stroke Length	
Insert required length in mm	
12.5 , 25 , 50 , 75 , 100 , 125 , 150 , 175	
Seal Rating	
54 = IP54	
65 = IP65	
67 = IP67	
Cable Exit Direction	
F = Forward facing cable exit	
R = Reverse facing cable exit	
Options (compatible options may be selected, separated by – between codes)	
000 = No options selected	
FL = Flange Mount	
SLV = Protective sleeve (refer to accessories below)	
DG6 = 2 x Body clamp (refer to accessories below)	
Lxxxx = Cable length in mm (500mm cable supplied as standard)	

Accessories



Body Clamp DG6 For use with model MS-94A

Material Aluminium, rubber lining



Protective Sleeve SLV For use with models MS-94M & 94P

Material Carbon fibre, Peek Ø12mm

Since the suitability of these products depends upon a wide range of factors not in our control, the manufacturer expects and understands that you will conduct the testing and evaluation necessary to determine that these products are suitable for your application. Whilst every effort is made to ensure the above details are correct at the time of printing, the manufacturer reserves the right to make material changes, and / or technical changes without notification.